



Anti-Slip Matting UK





[Home](#) |
 [Applications](#) |
 [Specification](#) |
 [Terms](#) |
 [Buy On-Line](#) |
 [Samples](#) |
 [Contact Us](#)



UNDERSIDE SECTIONS EXPLAINED:

Each tile has male and female connectors.

The **Female Connectors** can be trimmed off to allow neat edges when ramps are not required.



You will also notice that there are **Male Connectors** directly behind the Female Connectors and these can be used when fitting ramps- Ideally you should cut the Female Connectors off the tile not the ramp. See diagrams below:



If you need the square tile cutting down to match other areas and still need to connect up, there are more male connectors on the underside (25 in total - 5 across and 5 down - 5.5cm from pole to pole)